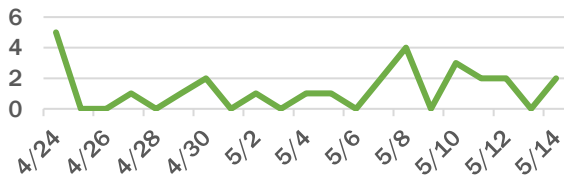


Ross County Health District COVID-19 Report
Total Case Summary as of May 14, 2020

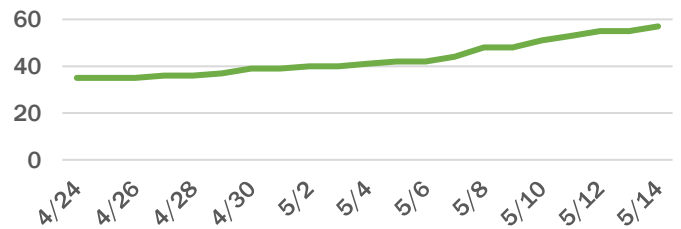
Data summary details trends of COVID-19 cases in Ross County Ohio. Data collected by RCHD Infectious Disease Program and Ohio Department of Health.

21 Day Trends

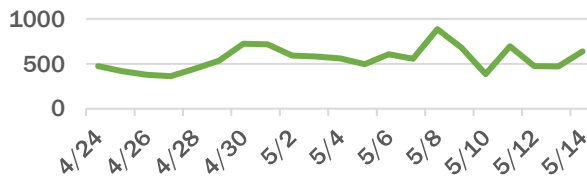
Ross County New Cases Reported per day



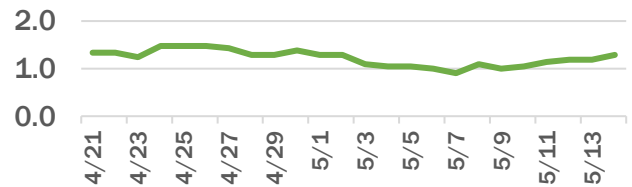
Ross County Total # of Cases



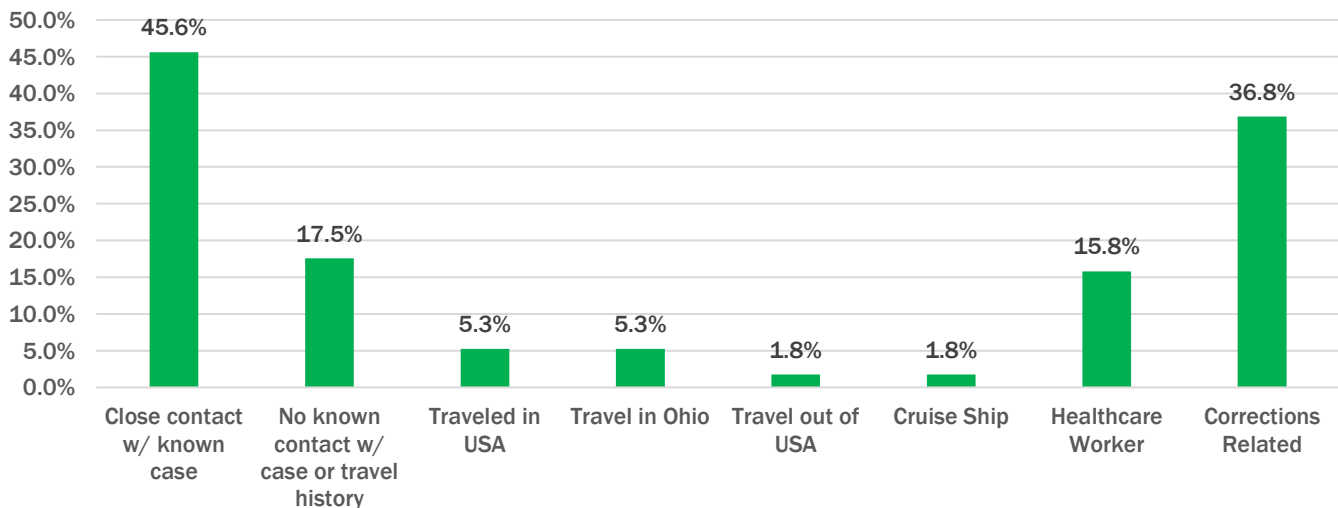
Ohio New Cases Reported per Day



Ross County New Cases Per day - Previous 21 Day Average



Positive Ross County COVID-19 Cases - Contact History



Practice Social Distancing

Stay 6 ft from others
 Stay at home

Wash your Hands Often

Wash hands with hot water and soap for 20 seconds

Stay home if Sick

Stay home if you have COVID-19 symptoms, cough, fever or are sick

Wear a face covering or mask

when in the public

**Ross County Health District COVID-19 Report
Total Case Summary as of May 14, 2020**

Data summary details trends of COVID-19 cases in Ross County Ohio. Data collected by RCHD Infectious Disease Program and Ohio Department of Health.

Case Investigations Data as of May 14, 2020

Total Number of Ross County Cases

 **57**

Confirmed by test

56

Probable Cases

1

Ross County Cases that Required
Hospitalization

21%

Ross County COVID-19 Confirmed Deaths

1

Total Ross County Case Investigations

537

Ross County Reported Negative Tests

442

Age Range of Cases

7 – 83

Ross County COVID-19 Confirmed Recoveries

32%

**Practice Social
Distancing**

Stay 6 ft from others
Stay at home

Wash your Hands Often

Wash hands with hot
water and soap for 20
seconds

Stay home if Sick

Stay home if you have
COVID-19 symptoms,
cough, fever or are sick


Wear a face

covering or mask
when in the public

Ross County Health District COVID-19 Report
Female Case Summary

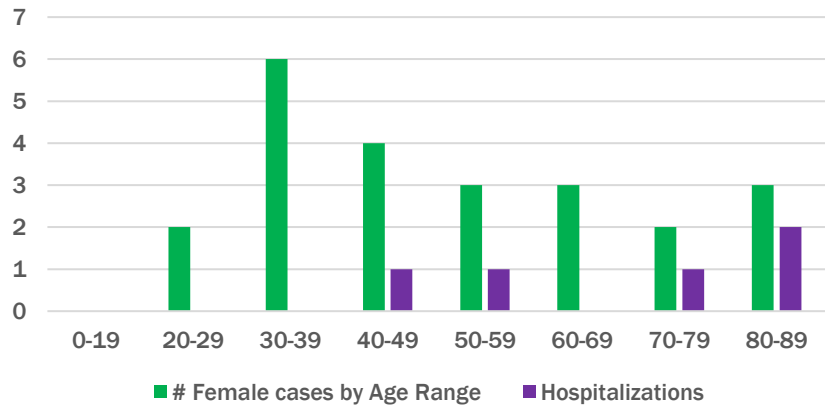
Data summary details trends of COVID-19 cases in Ross County Ohio related to female cases. Data collected by RCHD Infectious Disease Program as of 10:00 am on May 14, 2020.

Total Number of Female Cases

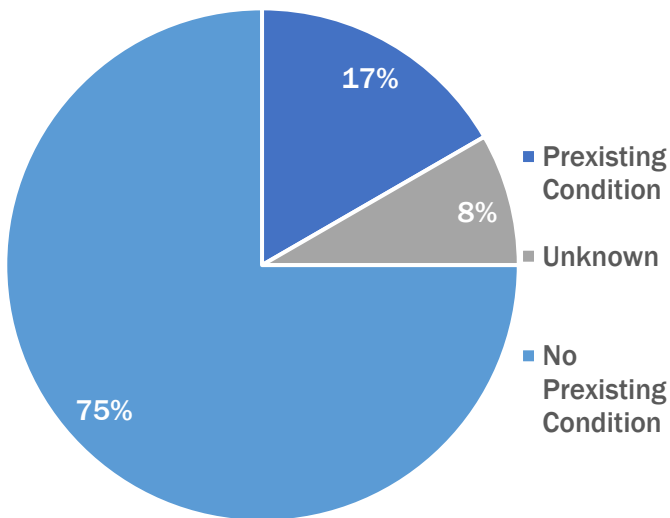
 **24 (42%)**

Female Cases that Required Hospitalization
20%

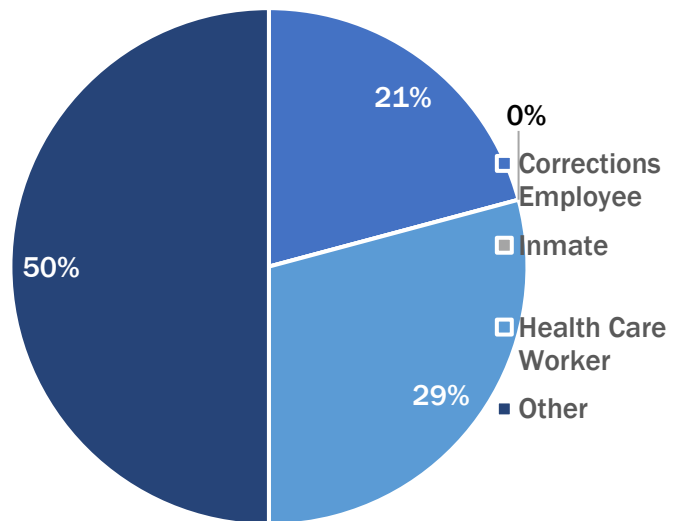
Ross County Female Covid Cases By Age



Female Cases - Pre-existing Health Condition Comparison



Female Cases by Work Environment



Practice Social Distancing
 Stay 6 ft from others
 Stay at home

Wash your Hands Often
 Wash hands with hot water and soap for 20 seconds


Stay home if Sick
 Stay home if you have COVID-19 symptoms, cough, fever or are sick

Wear a face covering or mask
 when in the public

Ross County Health District COVID-19 Report
Male Case Summary

Data summary details trends of COVID-19 cases in Ross County Ohio related to Male cases. Data collected by RCHD Infectious Disease Program as of 10:00 am on May 14, 2020.

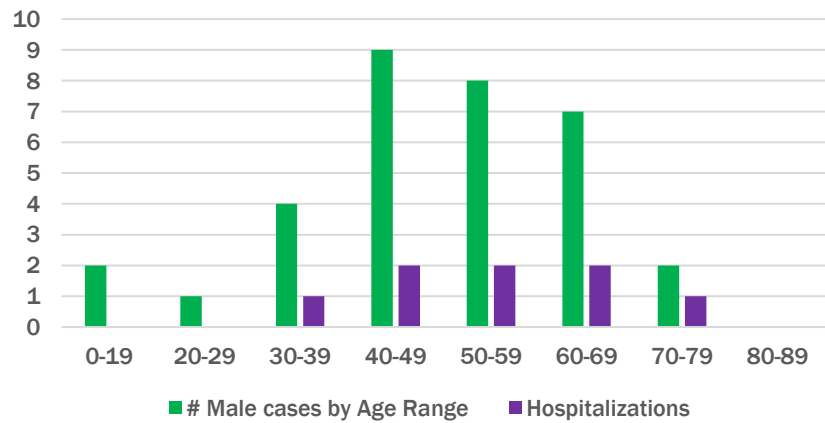
Total Number of Male Cases

 **33 (58%)**

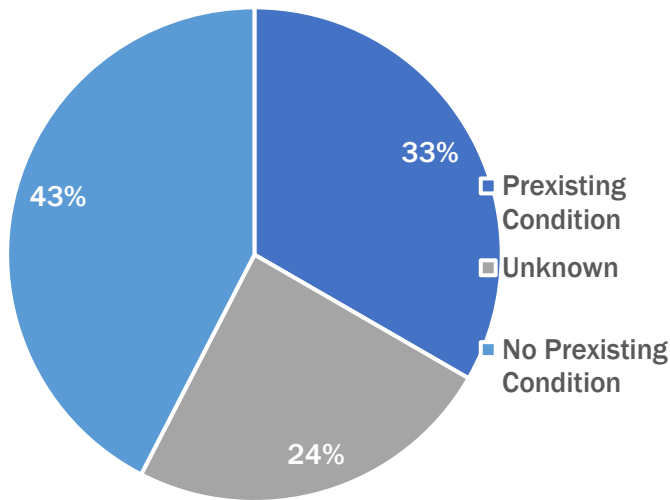
Male Cases that Required Hospitalization

24%

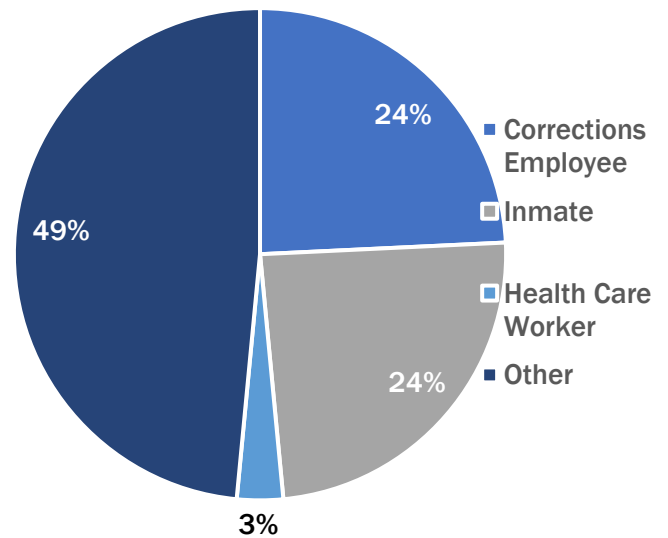
Ross County Male Covid Cases By Age



Male Cases - Pre-existing Health Condition Comparison



Male Cases by Work Environment



Practice Social Distancing
 Stay 6 ft from others
 Stay at home

Wash your Hands Often
 Wash hands with hot water and soap for 20 seconds

Stay home if Sick
 Stay home if you have COVID-19 symptoms, cough, fever or are sick

Wear a face covering or mask
 when in the public