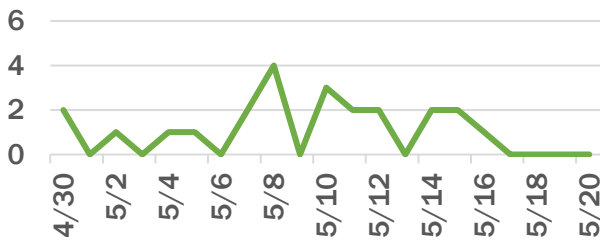


**Ross County Health District COVID-19 Report**  
**Total Case Summary as of May 20, 2020**

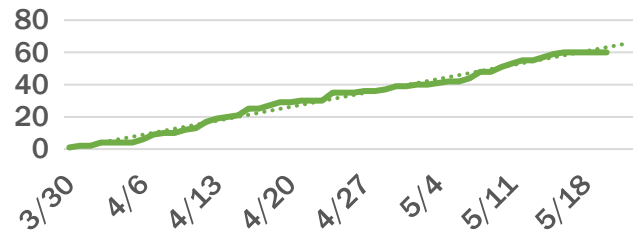
Data summary details trends of COVID-19 cases in Ross County Ohio. Data collected by RCHD Infectious Disease Program and Ohio Department of Health.

21 Day Trends

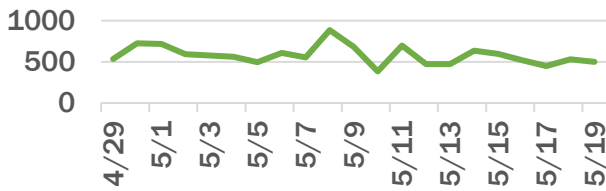
Ross County New Cases Per Day



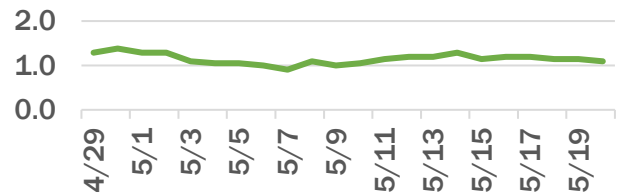
Ross County Total # of cases



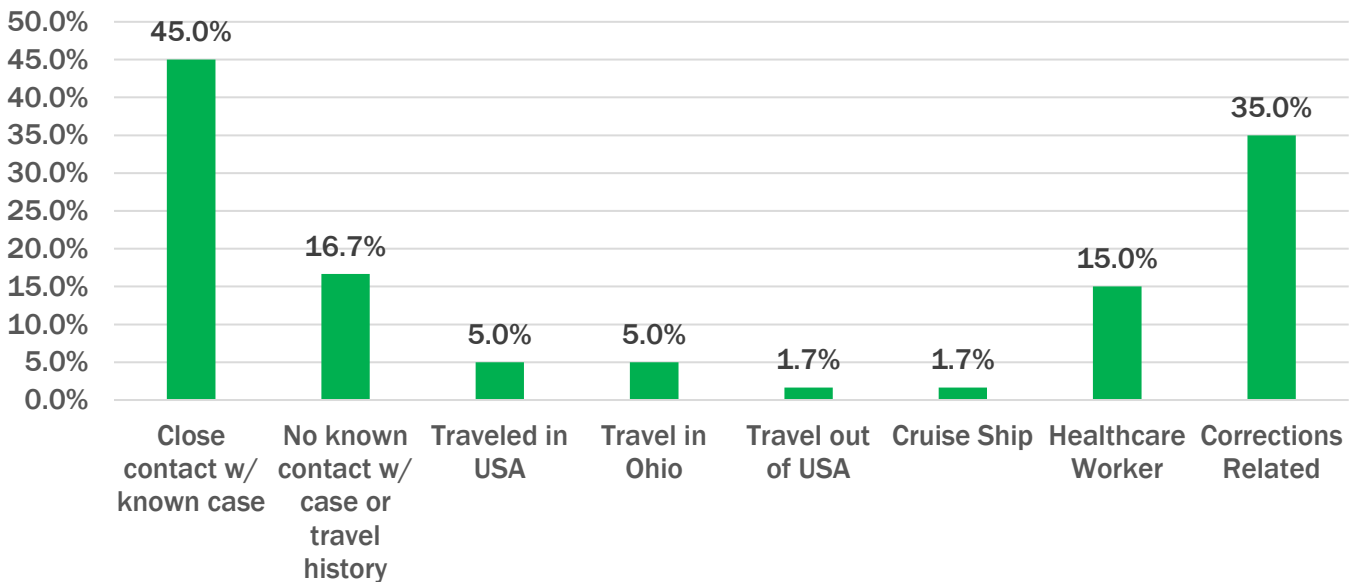
Ohio New Cases Reported per Day



Ross County New Cases Per day - Previous 21 Day Average




**Positive Ross County COVID-19 Cases - Contact History**



**Ross County Health District COVID-19 Report**  
**Female Case Summary**

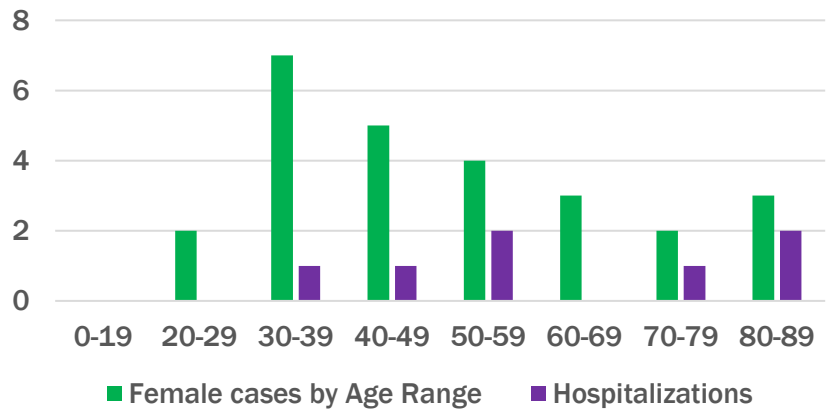
Data summary details trends of COVID-19 cases in Ross County Ohio related to female cases. Data collected by RCHD Infectious Disease Program.

Total Number of Female Cases

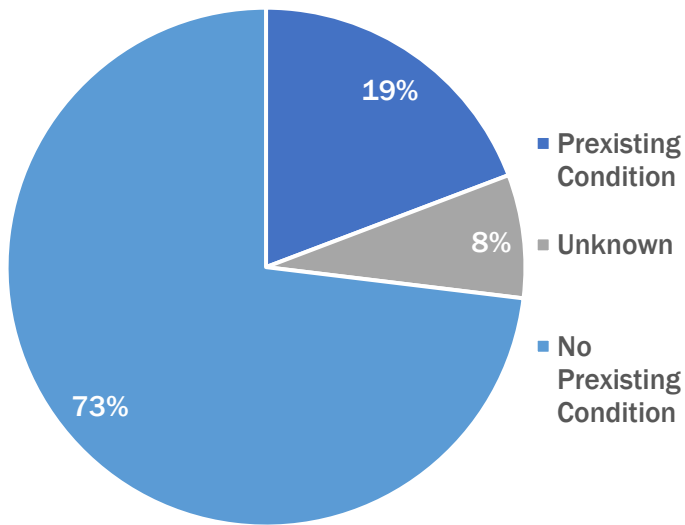
 **26 (43%)**

Female Cases that Required Hospitalization  
**27%**

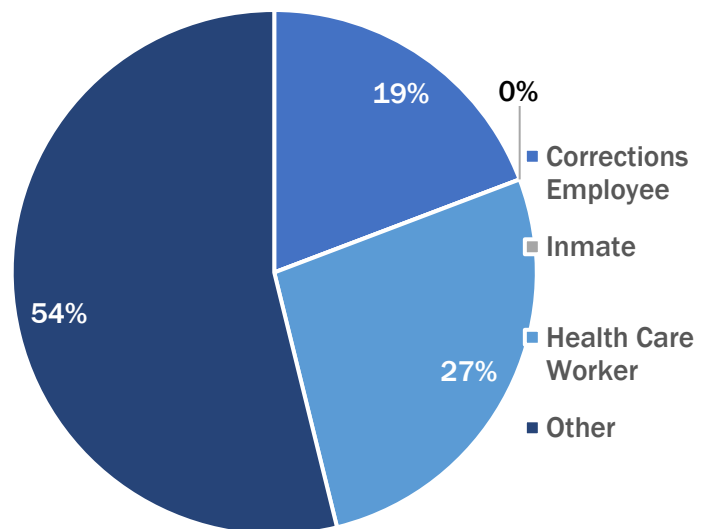
Ross County Female Covid Cases By Age



Female Cases - Pre-existing Health Condition Comparison



Female Cases by Work Environment



**Practice Social Distancing**  
 Stay 6 ft from others  
 Stay at home

**Wash your Hands Often**  
 Wash hands with hot water and soap for 20 seconds


**Stay home if Sick**  
 Stay home if you have COVID-19 symptoms, cough, fever or are sick

**Wear a face covering or mask**  
 when in the public

**Ross County Health District COVID-19 Report**  
**Male Case Summary**

Data summary details trends of COVID-19 cases in Ross County Ohio related to Male cases. Data collected by RCHD Infectious Disease Program as of 10:00 am on May 14, 2020.

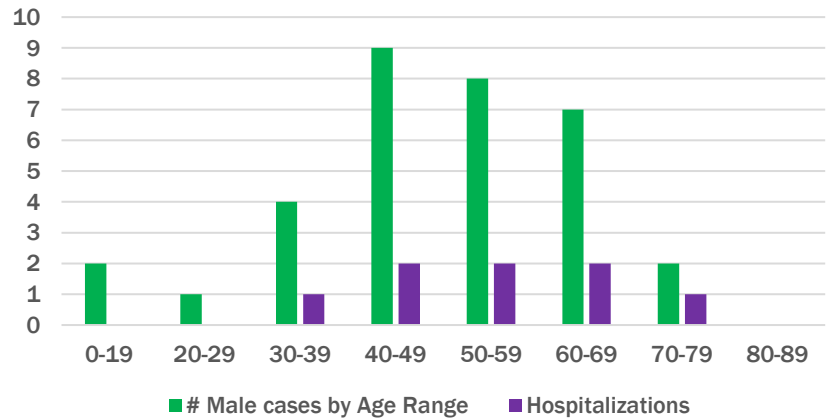
Total Number of Male Cases

 **34 (57%)**

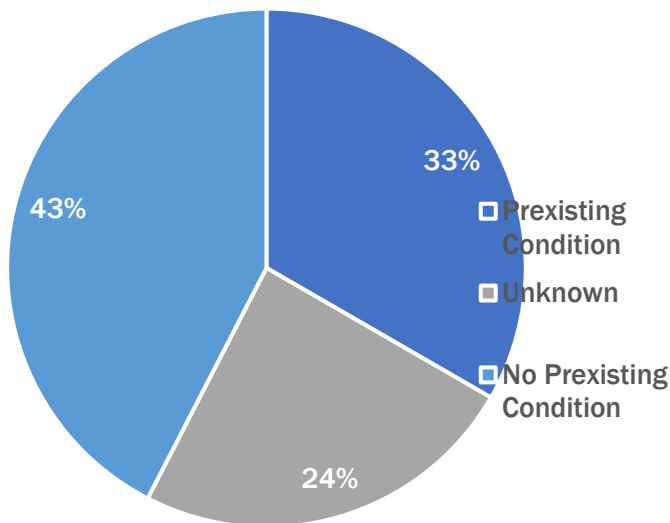
Male Cases that Required Hospitalization

**24%**

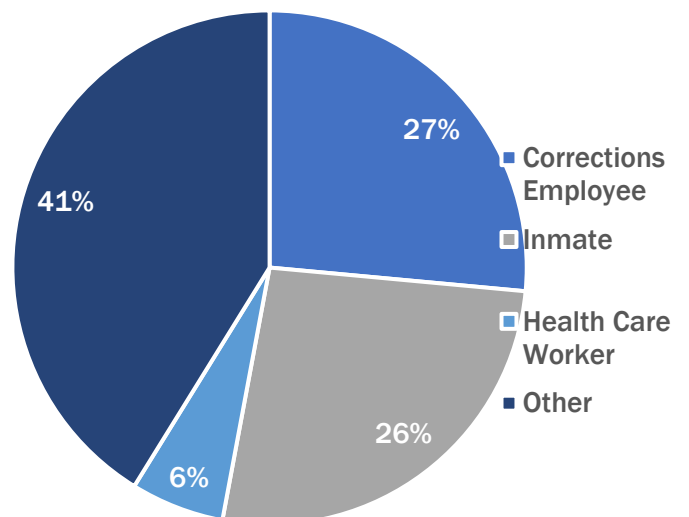
**Ross County Male Covid Cases By Age**



**Male Cases - Pre-existing Health Condition Comparison**



**Male Cases by Work Environment**



**Practice Social Distancing**  
 Stay 6 ft from others  
 Stay at home

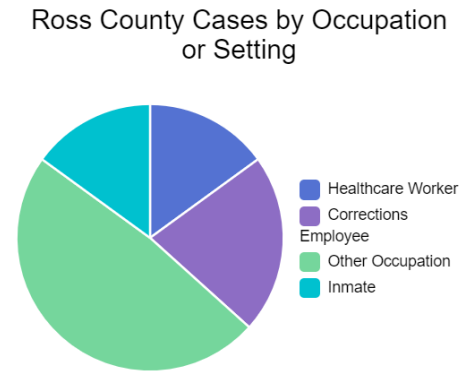
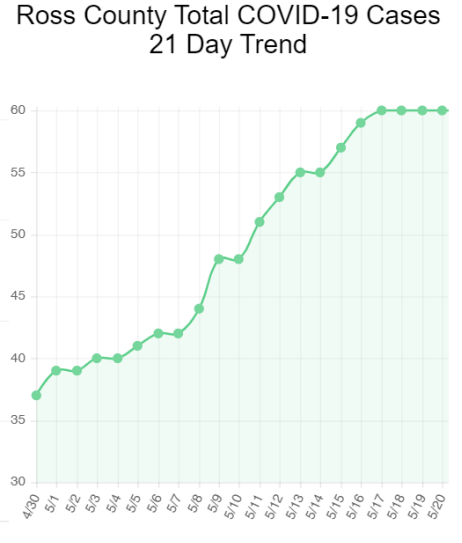
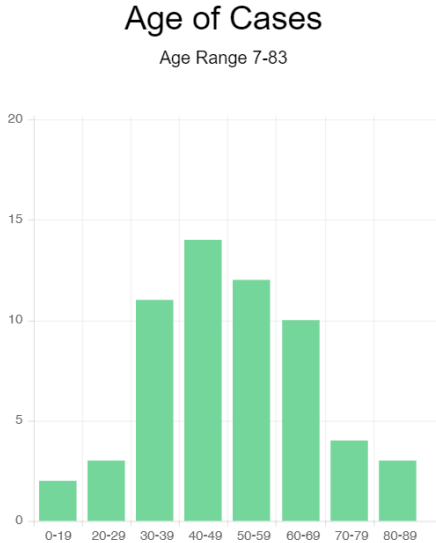
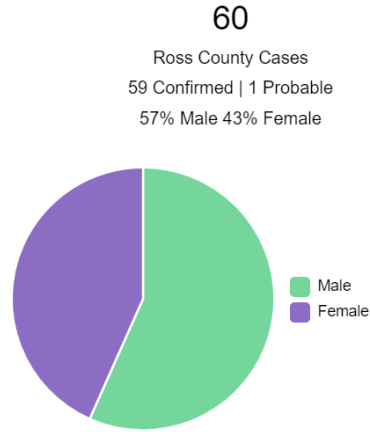
**Wash your Hands Often**  
 Wash hands with hot water and soap for 20 seconds

**Stay home if Sick**  
 Stay home if you have COVID-19 symptoms, cough, fever or are sick

**Wear a face covering or mask**  
 when in the public

## Ross County Health District COVID-19 Report

This data summary includes the most recent COVID-19 case reports in Ross County. Data is collected by the Ross County Health District’s Infectious Disease Program as of 10:00 am each day.

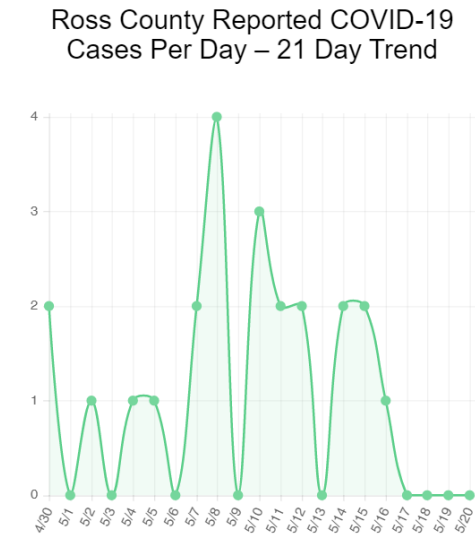


**14 (23%)**  
 Ross County Hospitalizations

**1 (1.7%)**  
 Deaths

**23 (38%)**  
 Recovered Cases

**10 (16%)**  
 No Known Contact with Positive Case  
 (Possible Community Spread)



**Summary-** RCHD continues to see COVID-19 activity in Ross County with occurrence of new cases and probable cases. Necessary precautions should be taken by all to prevent spread of COVID-19. Follow state-wide stay at home orders, practice social distancing, wear face- coverings when in the public. Wash hands often.

**Practice Social Distancing**  
 Stay 6 ft from others  
 Stay at home

**Wash your Hands Often**  
 Wash hands with hot water and soap for 20 seconds

**Stay home if Sick**  
 Stay home if you have COVID-19 symptoms, cough, fever or are sick

**Wear a face covering or mask**  
 when in the public