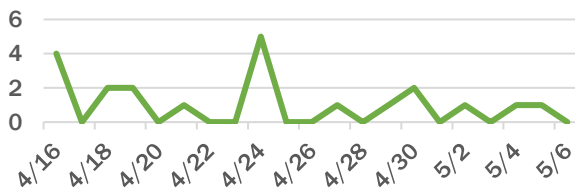


Ross County Health District COVID-19 Report
Total Case Summary as of May 6, 2020

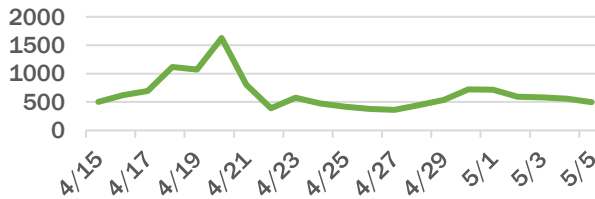
Data summary details trends of COVID-19 cases in Ross County Ohio. Data collected by RCHD Infectious Disease Program as of 10:00 am on May 6, 2020.

21 Day Trends

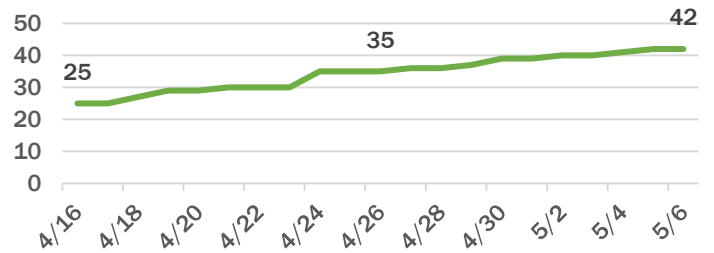
Ross Co. New Cases Reported per Day



Ohio New Cases Reported per Day



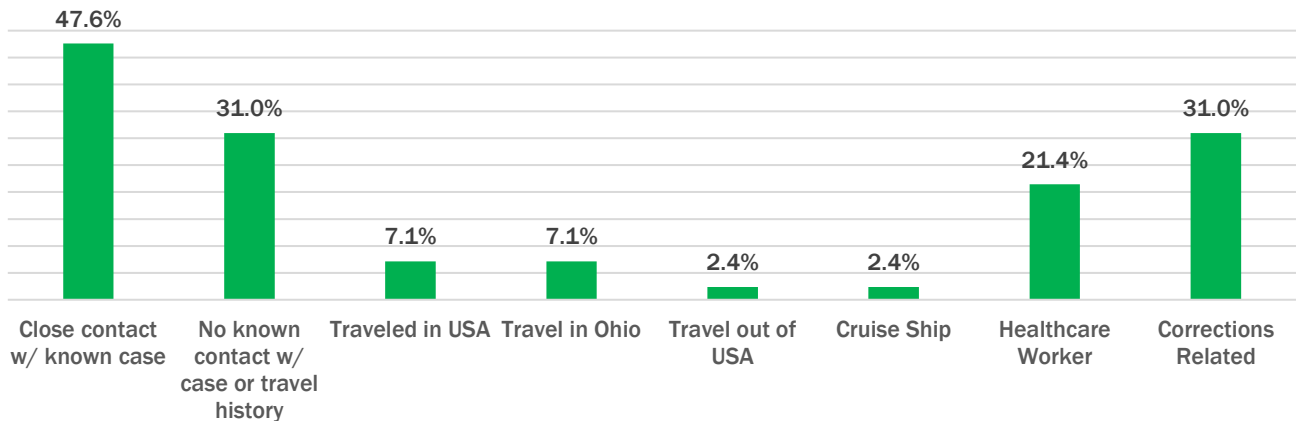
Ross Co. Total Case Count Last 21 days



Ross County Average Reported Case Per day - Last 21 days

1.0

Positive Ross County COVID-19 Cases - Contact History



Practice Social Distancing

Stay 6 ft from others
 Stay at home

Wash your Hands Often

Wash hands with hot water and soap for 20 seconds

Stay home if Sick

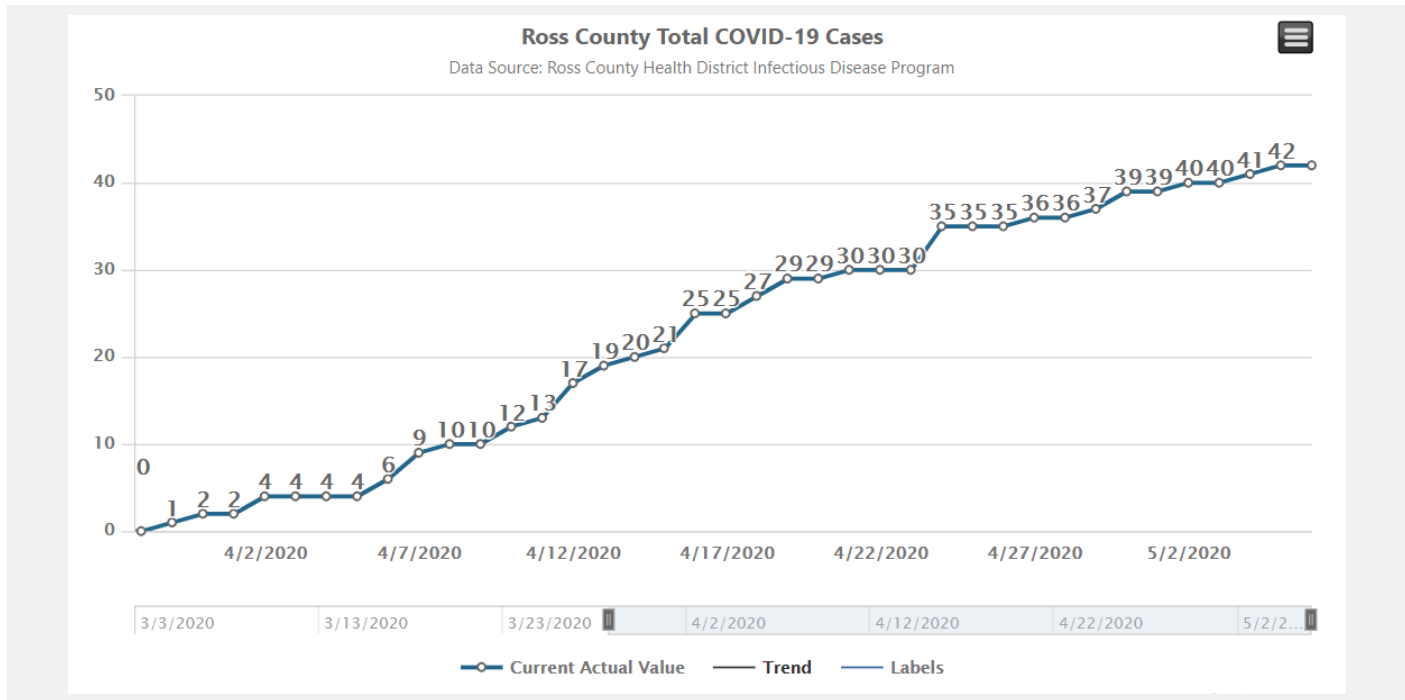
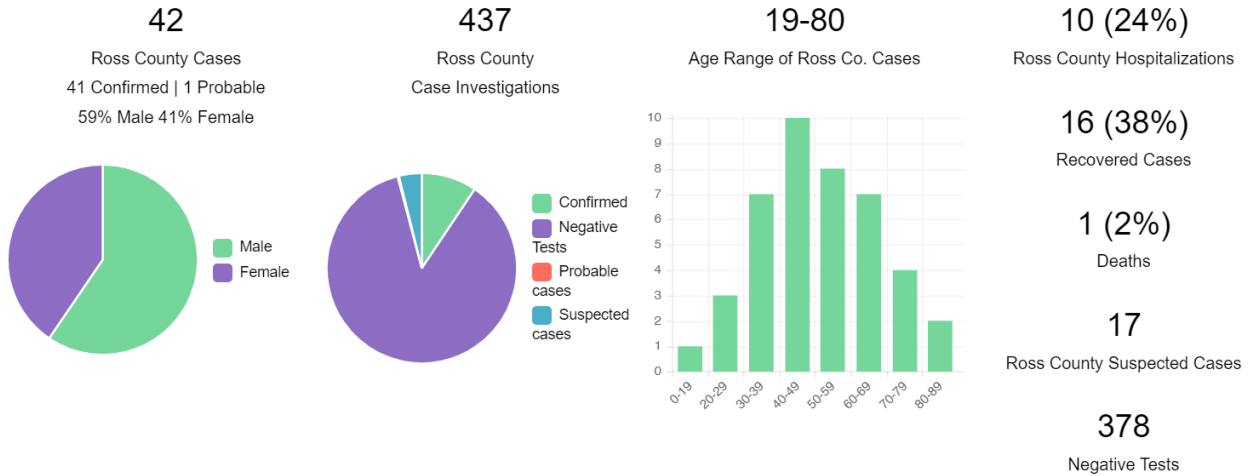
Stay home if you have COVID-19 symptoms, cough, fever or are sick

Wear a face covering or mask

when in the public

Ross County Health District COVID-19 Report

This data summary includes the most recent COVID-19 case reports in Ross County. Data is collected by the Ross County Health District’s Infectious Disease Program as of 10:00 am each day.



Summary- RCHD continues to see COVID-19 activity in Ross County with occurrence of new cases, suspected cases, and probable cases. Necessary precautions should be taken by all to prevent spread of COVID-19. Follow state-wide stay at home orders, practice social distancing, wear face- coverings when in the public. Wash hands often.

Practice Social Distancing
Stay 6 ft from others
Stay at home

Wash your Hands Often
Wash hands with hot water and soap for 20 seconds


Stay home if Sick
Stay home if you have COVID-19 symptoms, cough, fever or are sick

Wear a face covering or mask
when in the public

Ross County Health District COVID-19 Report
Female Case Summary

Data summary details trends of COVID-19 cases in Ross County Ohio related to female cases. Data collected by RCHD Infectious Disease Program as of 10:00 am on May 6, 2020.

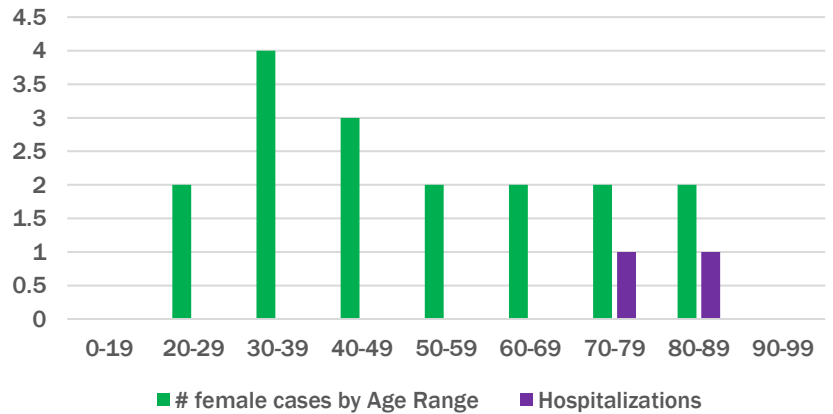
Total Number of Female Cases

 **17 (41%)**

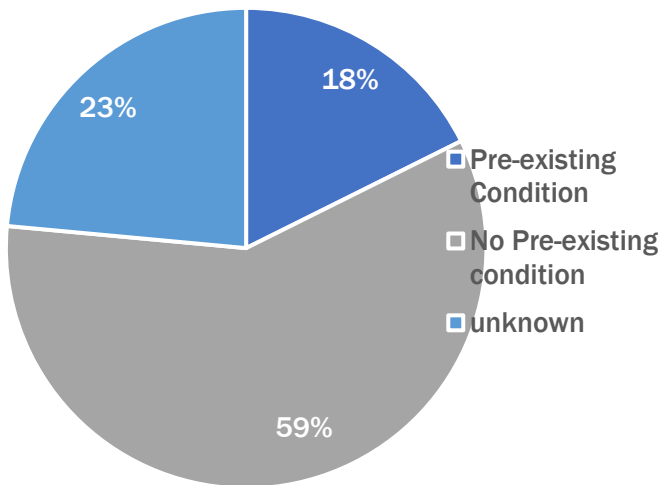
Required Hospitalization

12%

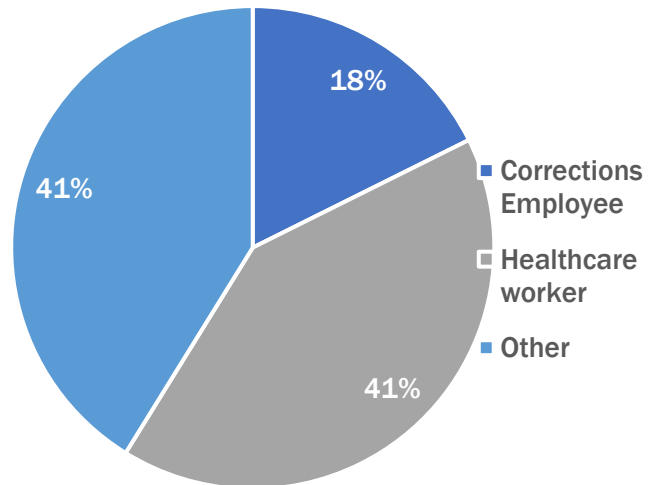
Ross County Female Cases by Age Range



Female Case Pre-existing Health Condition Comparison



Female Cases Work Environment



Practice Social Distancing
 Stay 6 ft from others
 Stay at home

Wash your Hands Often
 Wash hands with hot water and soap for 20 seconds


Stay home if Sick
 Stay home if you have COVID-19 symptoms, cough, fever or are sick

Wear a face covering or mask
 when in the public

Ross County Health District COVID-19 Report
Male Case Summary

Data summary details trends of COVID-19 cases in Ross County Ohio related to Male cases. Data collected by RCHD Infectious Disease Program as of 10:00 am on May 6, 2020.

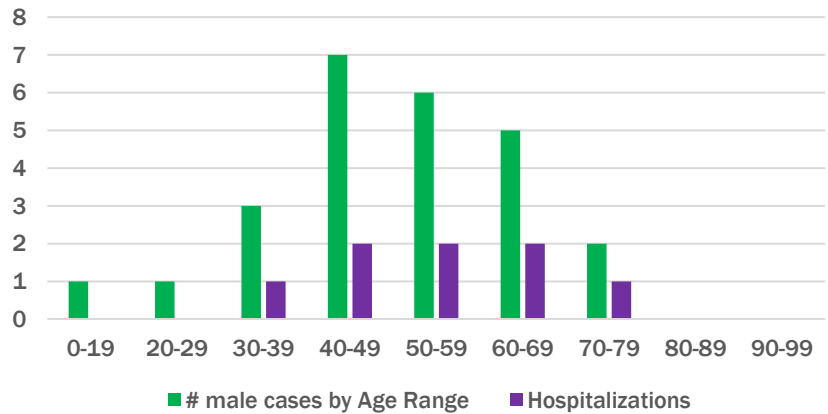
Total Number of Male Cases

 **25 (59%)**

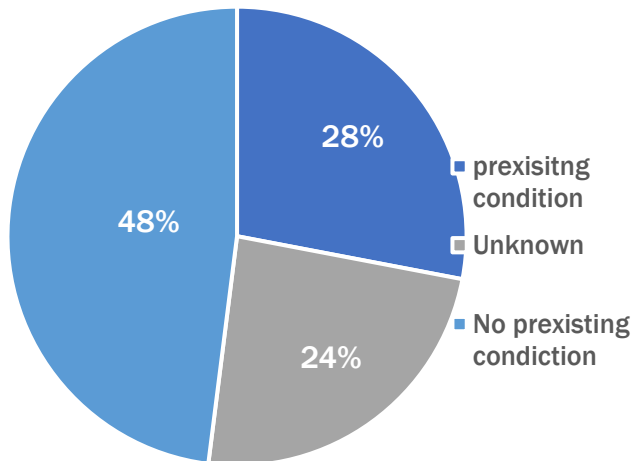
Required Hospitalization

28%

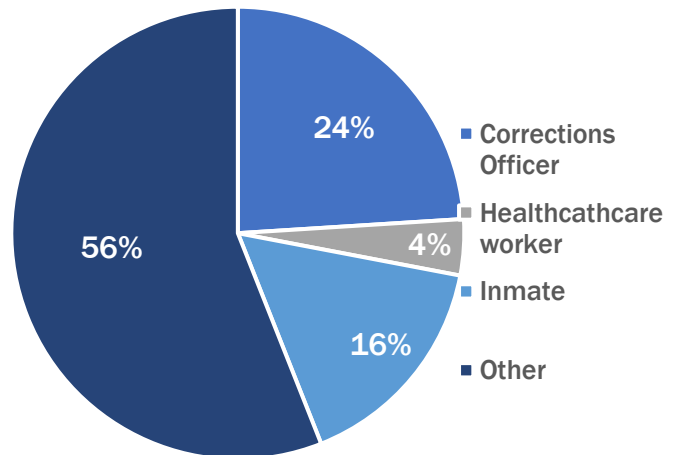
Ross County Male Cases by Age Range



Male Cases - Pre-Existing Health Condition Comparison



Male Cases by Work Environment



Practice Social Distancing
 Stay 6 ft from others
 Stay at home

Wash your Hands Often
 Wash hands with hot water and soap for 20 seconds

Stay home if Sick
 Stay home if you have COVID-19 symptoms, cough, fever or are sick

Wear a face covering or mask
 when in the public